



Tyria Lighting Technology Co.,Ltd




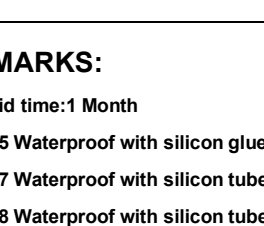


2F Building No. 3, Hongxin Road, Shuitian Industrial Park, Shiyan Town, Baoan District, Shenzhen, Guangdong, China

Tel: +86 18938693458 Fax: +86 755 3693 1652

Contact: Janice Email: sales01@tyrialight.com Web: www.tyrialight.com

SMD2835 Built-in IC Constant current led strip light - 5m/roll

NO.	Picture	Item NO.	PCB Width	LED		Working Voltage	Cutting size	CIR (Ra)	Connection Max	Watt (W)	Color	wave length/ Color temp	Luminous Flux(lm/M)
				Type	QTY(M)								
1		TY-ST28Q60V24W 10-CCB	10mm	SMD 2835	60LEDs	DC24V	100mm	>80	37M	2.4W	● WW	2800-3200K	300(±10%)
2											● NW	4000-4500K	310(±10%)
3											● CW	6000-6500K	320(±10%)
4									30M	3.6W	● WW	2800-3200K	430(±10%)
5											● NW	4000-4500K	440(±10%)
6											● CW	6000-6500K	450(±10%)
7									25M	4.8W	● WW	2800-3200K	570(±10%)
8											● NW	4000-4500K	580(±10%)
9											● CW	6000-6500K	590(±10%)
10									22M	6W	● WW	2800-3200K	680(±10%)
11											● NW	4000-4500K	690(±10%)
12											● CW	6000-6500K	700(±10%)
13									20M	7.2W	● WW	2800-3200K	800(±10%)
14											● NW	4000-4500K	810(±10%)
15											● CW	6000-6500K	820(±10%)
16		TY-ST28Q70V24W 10-CCB	10mm	SMD 2835	70LEDs	DC24V	100mm	>80	28MM	2.4W	● WW	2800-3200K	360(±10%)
17											● NW	4000-4500K	370(±10%)
18											● CW	6000-6500K	380(±10%)
19									22M	3.6W	● WW	2800-3200K	510(±10%)
20											● NW	4000-4500K	520(±10%)
21											● CW	6000-6500K	530(±10%)
22									18M	4.8W	● WW	2800-3200K	665(±10%)
23											● NW	4000-4500K	675(±10%)
24											● CW	6000-6500K	685(±10%)
25									16M	6W	● WW	2800-3200K	795(±10%)
26											● NW	4000-4500K	805(±10%)
27											● CW	6000-6500K	810(±10%)
28									14M	7.2W	● WW	2800-3200K	940(±10%)
29											● NW	4000-4500K	950(±10%)
30											● CW	6000-6500K	960(±10%)
31		TY-ST28Q120V24 W10-CCB	10mm	SMD 2835	120LEDs	DC24V	50mm	>80	26M	4.8W	● WW	2800-3200K	620(±10%)
32											● NW	4000-4500K	630(±10%)
33											● CW	6000-6500K	640(±10%)
34									20M	7.2W	● WW	2800-3200K	870(±10%)
35											● NW	4000-4500K	880(±10%)
36											● CW	6000-6500K	890(±10%)
37									17M	9.6W	● WW	2800-3200K	1140(±10%)
38											● NW	4000-4500K	1150(±10%)
39											● CW	6000-6500K	1160(±10%)
40									15M	12W	● WW	2800-3200K	1350(±10%)
41											● NW	4000-4500K	1370(±10%)
42											● CW	6000-6500K	1380(±10%)
43									13M	14.4W	● WW	2800-3200K	1600(±10%)
44											● NW	4000-4500K	1620(±10%)
45											● CW	6000-6500K	1630(±10%)

46		TY-ST28Q140V24 W10-CCB	10mm	SMD 2835	140LEDs	DC24V	50mm	>80	19M	4.8W	● WW	2800-3200K	710(±10%)																								
47											● NW	4000-4500K	720(±10%)																								
48											● CW	6000-6500K	730(±10%)																								
49										TY-ST28Q180V24 W10-CCB	10mm	SMD 2835	180LEDs	DC24V	33.3mm	>80	15M	7.2W	● WW	2800-3200K	1000(±10%)																
50																			● NW	4000-4500K	1010(±10%)																
51																			● CW	6000-6500K	1020(±10%)																
52																		TY-ST28Q240V24 W10-CCB	10mm	SMD 2835	240LEDs	DC24V	25mm	>80	12M	9.6W	● WW	2800-3200K	1320(±10%)								
53																											● NW	4000-4500K	1330(±10%)								
54																											● CW	6000-6500K	1340(±10%)								
55																										TY-ST28Q140V24 W10-CCB	10mm	SMD 2835	140LEDs	DC24V	50mm	>80	11M	12W	● WW	2800-3200K	1600(±10%)
56																																			● NW	4000-4500K	1610(±10%)
57	● CW	6000-6500K	1620(±10%)																																		
58		TY-ST28Q180V24 W10-CCB	10mm	SMD 2835	180LEDs	DC24V	33.3mm	>80																									9M	14.4W	● WW	2800-3200K	1850(±10%)
59																																			● NW	4000-4500K	1860(±10%)
60									● CW	6000-6500K	1870(±10%)																										
61										TY-ST28Q240V24 W10-CCB	10mm	SMD 2835	240LEDs	DC24V	25mm	>80																	18M	7.2W	● WW	2800-3200K	900(±10%)
62																																			● NW	4000-4500K	915(±10%)
63																	● CW	6000-6500K	920(±10%)																		
64																		TY-ST28Q140V24 W10-CCB	10mm	SMD 2835	140LEDs	DC24V	50mm	>80									14M	10.8W	● WW	2800-3200K	1270(±10%)
65																																			● NW	4000-4500K	1290(±10%)
66																									● CW	6000-6500K	1300(±10%)										
67																										TY-ST28Q180V24 W10-CCB	10mm	SMD 2835	180LEDs	DC24V	33.3mm	>80	12M	14.4W	● WW	2800-3200K	1670(±10%)
68																																			● NW	4000-4500K	1688(±10%)
69	● CW	6000-6500K	1700(±10%)																																		
70		TY-ST28Q240V24 W10-CCB	10mm	SMD 2835	240LEDs	DC24V	25mm	>80																									10M	18W	● WW	2800-3200K	2000(±10%)
71																																			● NW	4000-4500K	2020(±10%)
72									● CW	6000-6500K	2035(±10%)																										
73										TY-ST28Q140V24 W10-CCB	10mm	SMD 2835	140LEDs	DC24V	50mm	>80																	14M	9.6W	● WW	2800-3200K	1200(±10%)
74																																			● NW	4000-4500K	1230(±10%)
75																	● CW	6000-6500K	1250(±10%)																		
76																		TY-ST28Q180V24 W10-CCB	10mm	SMD 2835	180LEDs	DC24V	33.3mm	>80									11M	14.4W	● WW	2800-3200K	1680(±10%)
77																																			● NW	4000-4500K	1700(±10%)
78																									● CW	6000-6500K	1720(±10%)										
79																										TY-ST28Q240V24 W10-CCB	10mm	SMD 2835	240LEDs	DC24V	25mm	>80	9M	19.2W	● WW	2800-3200K	2180(±10%)
80																																			● NW	4000-4500K	2200(±10%)
81	● CW	6000-6500K	2220(±10%)																																		

REMARKS:

- Valid time:1 Month
- IP65 Waterproof with silicon glue
IP67 Waterproof with silicon tube
IP68 Waterproof with silicon tube and silicon glue inside
- Payment: 30% T/T in advance as deposit and the 70% balance paid before shipment
- Certificate: TUV and SGS
- Sample lead time: 3-5 days, Order lead time: 8-15 days