







Tyria Lighting Technology Co.,Ltd



2F Building No. 3, Hongxin Road, Shuitian Industrial Park, Shiyan Town, Baoan District, Shenzhen, Guangdong, China




Tel: +86 18938693458 Fax: +86 755 3693 1652

Contact: Janice Email: sales01@tyrialight.com Web: www.tyrialight.com

CRI>95 1808 Flexible led strip light

NO.	Picture	Item NO.	PCB Width	LED		Working Voltage	Cutting size	Watt (W)	CIR (Ra)	IP Rank	Color	wave length/ Color temp	Luminous Flux(lm)/M
				Type	QTY(M)								
1		TY-ST18Q120V1 2/24W08	8mm	SMD 1808	120LEDs	DC12V DC24V	DC12V: 25mm DC24V: 50mm	9.6W	>95	IP20	ww	2400-2600K	730LM(±10%)
											ww	2600-2800K	760LM(±10%)
											ww	2900-3100K	870LM(±10%)
											ww	3300-3700K	865LM(±10%)
											nw	3800-4200K	900LM(±10%)
											cw	5000-5500K	910LM(±10%)
											cw	6000-6500K	920LM(±10%)
2		TY-ST18Q240V2 4W03	3mm	SMD 1808	240LEDs	DC24V	25mm	8W	>95	IP20	ww	2400-2600K	580LM(±10%)
											ww	2600-2800K	600LM(±10%)
											ww	2900-3100K	740LM(±10%)
											ww	3300-3700K	744LM(±10%)
											nw	3800-4200K	800LM(±10%)
											cw	5000-5500K	840LM(±10%)
											cw	6000-6500K	860LM(±10%)
3		TY-ST18Q240V2 4W04	4mm	SMD 1808	240LEDs	DC24V	25mm	10W	>95	IP20	ww	2400-2600K	804LM(±10%)
											ww	2600-2800K	840LM(±10%)
											ww	2900-3100K	880LM(±10%)
											ww	3300-3700K	900LM(±10%)
											nw	3800-4200K	1000LM(±10%)
											cw	5000-5500K	1010LM(±10%)
											cw	6000-6500K	1027LM(±10%)
4		TY-ST18Q240V2 4W10	10mm	SMD 1808	240LEDs	DC24V	25mm	19.2W	>95	IP20	ww	2400-2600K	1500LM(±10%)
											ww	2600-2800K	1510LM(±10%)
											ww	2900-3100K	1740LM(±10%)
											ww	3300-3700K	1750LM(±10%)
											nw	3800-4200K	1800LM(±10%)
											cw	5000-5500K	1810LM(±10%)
											cw	6000-6500K	1830LM(±10%)

5		TY- ST18Q280V2 4W10	10mm	SMD 1808	280LEDs	DC24V	25mm	19.2W	>95	IP20	● ww	2400-2600K	1764LM(±10%)
											● ww	2600-2800K	1770LM(±10%)
											● ww	2900-3100K	2030LM(±10%)
											● ww	3300-3700K	2040LM(±10%)
											● nw	3800-4200K	2100LM(±10%)
											● cw	5000-5500K	2110LM(±10%)
											● cw	6000-6500K	2130LM(±10%)
6		TY- ST18Q300V2 4W10	10mm	SMD 1808	300LEDs	DC24V	20mm	20W	>95	IP20	● ww	2400-2600K	1560LM(±10%)
											● ww	2600-2800K	1580LM(±10%)
											● ww	2900-3100K	1800LM(±10%)
											● ww	3300-3700K	1820LM(±10%)
											● nw	3800-4200K	1870LM(±10%)
											● cw	5000-5500K	1880LM(±10%)
											● cw	6000-6500K	1900LM(±10%)
7		TY- ST18Q420V2 4W10	10mm	SMD 1808	420LEDs	DC24V	16.67mm	20W	>95	IP20	● ww	2400-2600K	1836LM(±10%)
											● ww	2600-2800K	1840LM(±10%)
											● ww	2900-3100K	2110LM(±10%)
											● ww	3300-3700K	2124LM(±10%)
											● nw	3800-4200K	2186LM(±10%)
											● cw	5000-5500K	2190LM(±10%)
											● cw	6000-6500K	2200LM(±10%)
8		TY- ST18Q560V2 4W10	10mm	SMD 1808	560LEDs	DC24V	12.5mm	20W	>95	IP20	● ww	2400-2600K	1856LM(±10%)
											● ww	2600-2800K	1860LM(±10%)
											● ww	2900-3100K	2130LM(±10%)
											● ww	3300-3700K	2144LM(±10%)
											● nw	3800-4200K	2216LM(±10%)
											● cw	5000-5500K	2210LM(±10%)
											● cw	6000-6500K	2220LM(±10%)

9		TY- ST18Q700V2 4W10	10mm	SMD 1808	700LEDs	DC24V	10mm	20W	>95	IP20	● ww	2400-2600K	1886LM(±10%)
											● ww	2600-2800K	1890LM(±10%)
											● ww	2900-3100K	2160LM(±10%)
											● ww	3300-3700K	2174LM(±10%)
											● NW	3800-4200K	2246LM(±10%)
											● CW	5000-5500K	2240LM(±10%)
											● CW	6000-6500K	2250LM(±10%)
10		TY- ST18Q720V2 4W08	8mm	SMD 1808	720LEDs	DC24V	8.33mm	20W	>95	IP20	● ww	2400-2600K	1600LM(±10%)
											● ww	2600-2800K	1620LM(±10%)
											● ww	2900-3100K	1860LM(±10%)
											● ww	3300-3700K	1866LM(±10%)
											● NW	3800-4200K	1920LM(±10%)
											● CW	5000-5500K	1940LM(±10%)
											● CW	6000-6500K	1970LM(±10%)
11		TY- ST18Q720V2 4W10	10mm	SMD 1808	720LEDs	DC24V	8.33mm	20W	>95	IP20	● ww	2400-2600K	1600LM(±10%)
											● ww	2600-2800K	1620LM(±10%)
											● ww	2900-3100K	1860LM(±10%)
											● ww	3300-3700K	1866LM(±10%)
											● NW	3800-4200K	1920LM(±10%)
											● CW	5000-5500K	1940LM(±10%)
											● CW	6000-6500K	1970LM(±10%)

REMARKS:

- Valid time:1 Month
- IP65 Waterproof with silicon glue
IP67 Waterproof with silicon tube
IP68 Waterproof with silicon tube and silicon glue inside
- Payment: 30% T/T in advance as deposit and the 70% balance paid before shipment
- Certificate: TUV and SGS
- Sample lead time: 3-5 days, Order lead time: 8-15 days