



# Tyria Lighting Technology Co.,Ltd



2F Building No. 3, Hongxin Road, Shuitian Industrial Park, Shiyan Town, Baoan District, Shenzhen, Guangdong, China

Phone: +86 189 3869 3458 Tel: +86 755 3693 1652


Email: sales01@tyrialight.com Web: www.tyrialight.com



## Tyria's LED Panel Light List

### 一、Promotion Types( $\geq 85\text{LM/W}$ , 3 years warranty)



No.	Photo	Item No.	Size	Input (V)	Power (W)	LED QYT(PCS)	Luminous Efficiency	Luminous Flux(lm)	CCT(K)	CIR(Ra)	Driver
1		TY-PL0606-36W	595*595*10mm	AC170-240V	36W	SMD2835 192	$\geq 85\text{LM/W}$	$\geq 3000\text{lm}$	2700-6500K	$\geq 80$	CE
2		TY-PL6262-36W	620*620*10mm	AC170-240V	36W	SMD2835 192	$\geq 85\text{LM/W}$	$\geq 3000\text{lm}$	2700-6500K	$\geq 80$	CE
3		TY-PL1203-36W	1195*295*10mm	AC170-240V	36W	SMD2835 192	$\geq 85\text{LM/W}$	$\geq 3000\text{lm}$	2700-6500K	$\geq 80$	CE


### 二、Supper Economical Types( $\geq 85\text{LM/W}$ , 3 years warranty)

No.	Photo	Item No.	Size	Input (V)	Power (W)	LED QYT(PCS)	Luminous Efficiency	Luminous Flux(lm)	CCT(K)	CIR(Ra)	Driver
4		TY-PL0606-36W	595*595*10mm	AC100-240V	36W	SMD2835 192	$\geq 85\text{LM/W}$	$\geq 3000\text{lm}$	2700-6500K	$\geq 80$	CE, TUV
5		TY-PL0606-48W		AC100-240V	48W	SMD2835 240	$\geq 85\text{LM/W}$	$\geq 4000\text{lm}$	2700-6500K	$\geq 80$	CE, TUV



6		TY-PL6262-36W	620*620*10mm	AC100-240V	36W	SMD2835	192	≥85LM/W	≥3000lm	2700-6500K	≥80	CE, TUV
7		TY-PL6262-48W		AC100-240V	48W	SMD2835	240	≥85LM/W	≥4000lm	2700-6500K	≥80	CE, TUV
8		TY-PL1203-36W	1195*295*10mm	AC100-240V	36W	SMD2835	192	≥85LM/W	≥3000lm	2700-6500K	≥80	CE, TUV
9		TY-PL1203-48W		AC100-240V	48W	SMD2835	240	≥85LM/W	≥4000lm	2700-6500K	≥80	CE, TUV




### 三、 Cost-effective Types(≥90LM/W, 3 years warranty, Chi Mei LGP)

No.	Photo	Item No.	Size	Input (V)	Power (W)	LED QYT(PCS)	Luminous Efficiency	Luminous Flux(lm)	CCT(K)	CIR(Ra)	Driver	
10		TY-PL0606-36W	595*595*10mm	AC100-240V	36W	SMD2835	192	≥90LM/W	≥3200lm	2700-6500K	≥80	CE, TUV
11		TY-PL0606-48W		AC100-240V	48W	SMD2835	242	≥90LM/W	≥4300lm	2700-6500K	≥80	CE, TUV
12		TY-PL0606-54W		AC100-240V	54W	SMD2835	288	≥90LM/W	≥4800lm	2700-6500K	≥80	CE, TUV
13		TY-PL0606-72W		AC100-240V	72W	SMD2835	384	≥90LM/W	≥6500lm	2700-6500K	≥80	CE, TUV
14		TY-PL6262-36W	620*620*10mm	AC100-240V	36W	SMD2835	192	≥90LM/W	≥3200lm	2700-6500K	≥80	CE, TUV
15		TY-PL6262-48W		AC100-240V	48W	SMD2835	242	≥90LM/W	≥4300lm	2700-6500K	≥80	CE, TUV
16		TY-PL6262-54W		AC100-240V	54W	SMD2835	288	≥90LM/W	≥4800lm	2700-6500K	≥80	CE, TUV
17		TY-PL6262-72W		AC100-240V	72W	SMD2835	384	≥90LM/W	≥6500lm	2700-6500K	≥80	CE, TUV





18		TY-PL1203-36W	1195*295*10mm	AC100-240V	36W	SMD2835	192	≥90LM/W	≥3200lm	2700-6500K	≥80	CE, TUV
19		TY-PL1203-48W		AC100-240V	48W	SMD2835	242	≥90LM/W	≥4300lm	2700-6500K	≥80	CE, TUV
20		TY-PL1203-54W		AC100-240V	54W	SMD2835	288	≥90LM/W	≥4800lm	2700-6500K	≥80	CE, TUV
21		TY-PL1203-72W		AC100-240V	72W	SMD2835	384	≥90LM/W	≥6500lm	2700-6500K	≥80	CE, TUV
22		TY-PL1206-54W	1195*595*10mm	AC100-240V	54W	SMD2835	288	≥90LM/W	≥4800lm	2700-6500K	≥80	CE, TUV
23		TY-PL1206-72W		AC100-240V	72W	SMD2835	384	≥90LM/W	≥6500lm	2700-6500K	≥80	CE, TUV
24		TY-PL0603-18W	595*295*10mm	AC100-240V	18W	SMD2835	96	≥90LM/W	≥1600lm	2700-6500K	≥80	CE, TUV
25		TY-PL0603-36W		AC100-240V	36W	SMD2835	192	≥90LM/W	≥3200lm	2700-6500K	≥80	CE, TUV
26		TY-PL0303-18W	295*295*10mm	AC100-240V	18W	SMD2835	96	≥90LM/W	≥1600lm	2700-6500K	≥80	CE, TUV

#### 四、High Lumens Types(≥100LM/W, 5 years warranty - Mitsubishi LGP)

No.	Photo	Item No.	Size	Input (V)	Power (W)	LED QYT(PCS)	Luminous Efficiency	Luminous Flux(lm)	CCT(K)	CIR(Ra)	Driver	
27		TY-PL0606-36W	595*595*10mm	AC100-240V	36W	SMD2835	192	≥100LM/W	≥3600lm	2700-6500K	≥80	CE, TUV
28		TY-PL0606-48W		AC100-240V	48W	SMD2835	216	≥100LM/W	≥4800lm	2700-6500K	≥80	CE, TUV
29		TY-PL6262-36W	620*620*10mm	AC100-240V	36W	SMD2835	192	≥100LM/W	≥3600lm	2700-6500K	≥80	CE, TUV

30		TY-PL6262-48W	620*620*10mm	AC100-240V	48W	SMD2835 216	≥100LM/W	≥4800lm	2700-6500K	≥80	CE, TUV
31		TY-PL1203-36W	1195*295*10mm	AC100-240V	36W	SMD2835 192	≥100LM/W	≥3600lm	2700-6500K	≥80	CE, TUV
32		TY-PL1203-48W		AC100-240V	48W	SMD2835 216	≥100LM/W	≥4800lm	2700-6500K	≥80	CE, TUV
33		TY-PL1206-54W	1195*595*10mm	AC100-240V	54W	SMD2835 216	≥100LM/W	≥5400lm	2700-6500K	≥80	CE, TUV
34		TY-PL1206-72W		AC100-240V	72W	SMD2835 240	≥100LM/W	≥7200lm	2700-6500K	≥80	CE, TUV


### 五、 Super High Lumens Types(≥120LM/W, 5 years warranty - Mitsubishi LGP)

No.	Photo	Item No.	Size	Input (V)	Power (W)	LED QYT(PCS)	Luminous Efficiency	Luminous Flux(lm)	CCT(K)	CIR(Ra)	Driver
35		TY-PL0606-36W	595*595*10mm	AC100-240V	36W	SMD2835 216	≥120LM/W	≥4300lm	2700-6500K	≥80	CE, TUV
36		TY-PL0606-48W		AC100-240V	48W	SMD2835 240	≥120LM/W	≥5700lm	2700-6500K	≥80	CE, TUV
37		TY-PL6262-36W	620*620*10mm	AC100-240V	36W	SMD2835 216	≥120LM/W	≥4300lm	2700-6500K	≥80	CE, TUV
38		TY-PL6262-48W		AC100-240V	48W	SMD2835 240	≥120LM/W	≥5700lm	2700-6500K	≥80	CE, TUV
39		TY-PL1203-36W	1195*295*10mm	AC100-240V	36W	SMD2835 216	≥120LM/W	≥4300lm	2700-6500K	≥80	CE, TUV
40		TY-PL1203-48W		AC100-240V	48W	SMD2835 240	≥120LM/W	≥5700lm	2700-6500K	≥80	CE, TUV
41		TY-PL1206-54W	1195*595*10mm	AC100-240V	54W	SMD2835 242	≥120LM/W	≥6400lm	2700-6500K	≥80	CE, TUV
42		TY-PL1206-72W		AC100-240V	72W	SMD2835 288	≥120LM/W	≥8600lm	2700-6500K	≥80	CE, TUV


## Remarks:

1. MOQ 5 PCS
2. Quote valid date: one month
3. The above prices are based on EXW terms
4. Payment terms: by T/T, 100% deposit if the total value is less 5000 USD; 30% deposit if above 5000USD, and balance should be paid before shipment.
5. Warranty : 3-5 Years. In warranty period,we repair and replace for free,if not in warranty period we repair and replace for the cost of the components.
6. Delivery time in 7 days for samples, and 15 days for bulk orders after T/T
7. Certificates: UL ETL DLC TUV CE & RoHS
8. Package: Lined with EPE holder for inner box, and 5 boxes in an outer carton .


*Color Temp:*



*Back View:*



*Aging Test:*



*Packing:*



*Sample room:*



*Factory Review:*

